

Research Paper



An artificial neural network technique for prediction of cyber-attack using intrusion detection system

Jay Kumar Jain¹, Akhilesh A. Wao^{2*}

^{1,2*}Department of Computer Science and Engineering, AKS University, Satna, Madhya Pradesh, India.

Article Info

Article History:

Received: 15 November 2022

Revised: 27 January 2023

Accepted: 02 February 2023

Published: 19 April 2023

Keywords:


Intrusion Detection Systems

Artificial Neural Networks

Reinforcement Learning

Internet of Things

Cybersecurity



ABSTRACT

In this study, we delve into the significant impact of AI, investigating its multifaceted consequences on society. In a rapidly evolving digital landscape, the integration of artificial intelligence has emerged as a transformative force in reshaping human progress and well-being. Drawing from historical perspectives, we trace the evolution of AI and its transformative journey. Our research aims to comprehensively analyze approaches for fostering responsible AI growth while mitigating potential hazards. By illuminating both the promise and perils of AI, this study contributes to informed decision-making in the unfolding AI era. This research explores the innovative utilization of AI technologies to optimize individual and societal gains while concurrently influencing the reconstruction of prevailing social norms. By harnessing the power of AI, we embark on a journey toward a new era, characterized by more efficient problem-solving, enhanced decision-making, and the redefinition of traditional social paradigms. This study investigates the multifaceted impacts of AI on human development, offering insights into its potential to revolutionize our world and foster a future marked by unprecedented advancements in progress, wellness, and social transformation.

Corresponding Author:

Akhilesh A. Wao

Department of Computer Science and Engineering, AKS University, Satna, Madhya Pradesh, India.

Email: akhileshwao@gmail.com

Copyright © 2023 The Author(s). This is an open access article distributed under the Creative Commons Attribution License, (<http://creativecommons.org/licenses/by/4.0/>) which permits unrestricted use, distribution, and reproduction in any medium, provided the original work is properly cited.

1. INTRODUCTION

An intrusion detection system (also known as an intrusion prevention system or IPS) is a piece of hardware or a piece of software that is designed to monitor a network or systems for indications of an intrusion or violations of policy [1].

An IDS is also known as an intrusion prevention system or IPS. If an intrusion is found, the system will either alert an administrator or submit the necessary data to a centralized security information and event management (SIEM) database. Both of these actions will take place if the system finds an intrusion. A SIEM system can detect harmful behavior while avoiding false positives because it correlates data from several sources and uses advanced techniques of alert filtering [2].

Although there are many more types of intrusion detection systems, two of the most common kinds are network intrusion detection systems (NIDS) and host-based intrusion detection systems (HIDS) (HIDS). Examples of network intrusion detection systems (NIDS) include systems that analyze incoming network traffic, whereas examples of host intrusion detection systems (HIDS) include systems that monitor important operating system files.

IDS may also be categorized according to the mechanism that they utilize to detect threats. The most prevalent types are signature-based detection, which identifies hazardous patterns like malware, and anomaly-based detection, which looks for unusual behavior. Another common kind of detection is the reputation-based variety (recognizing the potential threat according to the reputation scores) [3].

Artificial intelligence (AI) technologies are being used by an increasing number of autonomous control systems to interpret sensor data. This allows the systems to make rapid and accurate judgments on how to carry out control duties depending on the data that has been acquired. In recent years, reinforcement learning (RL) employing deep neural networks has emerged as a viable answer to the challenge of developing artificial intelligence.

This is because RL permits learning by interaction with specified restrictions, which was previously impossible. In this investigation, we make use of RL-based control models to find a solution to the issue of fleetingly out-of-date perceptions, which often occur in environments that are capable of producing digital real effects. Because of this issue, the broad use of RL approaches for decentralized control systems may be hampered [4].

In this paper, we present a reinforcement learning (RL)-based strong control model, or protocol, that makes use of a progressive learning structure. In this structure, a set of low-level strategy variants is first prepared for legacy perceptions, and then their learned information is transferred to an objective environment constrained by ideal information refreshes [5]. In addition, this structure makes use of a progressive learning structure in which a set of low-level strategy variants is first prepared for legacy perceptions.

Artificial intelligence calculations may be useful in certain contexts, but they are less effective when used for interruption identification in digital security. Digital locators based on AI are vulnerable to hostile attacks like the hassle of beginning examples because of the widespread aversion to their preparation data. Existing controls include exceptions for absurd scenarios, produce poor results even in non-hostile contexts, or may be applied selectively to AI computations that perform insufficiently in terms of digital security [6].

As Internet of Things (IoT) devices and frameworks grow more integral to our interconnected society and environment, they will be increasingly targeted by cybercriminals (including state-supported or affiliated risk entertainers). The breadth and diversity of organizations, the rapidly evolving digital threat landscape, and a host of other factors all contribute to the difficulty of acquiring such devices and systems [7]. To protect against human error, random events, and theft, traditional validation frameworks are helpless. The technology behind biometric authentication has advanced to the point that it is now an integral part of daily life [8].

2. METHODOLOGY

The proposed methodology is explained using the following flow chart-

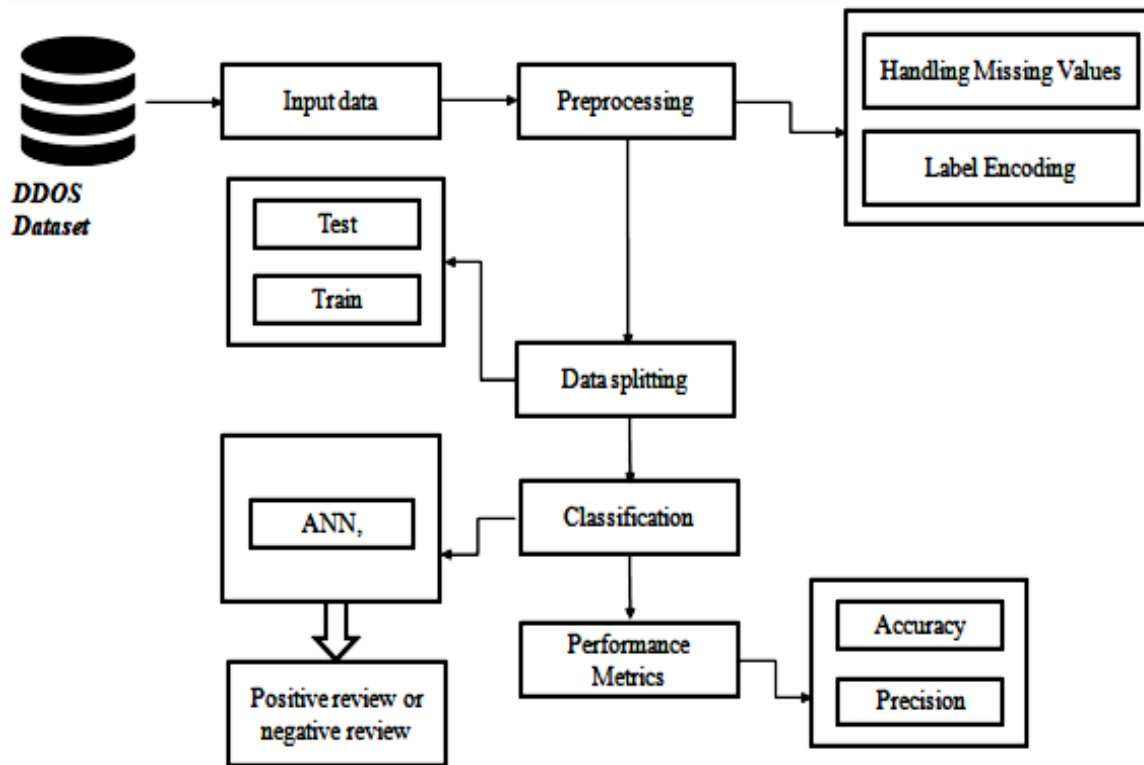


Figure 1. Flow Chart

2.1 Steps

- Firstly, finalize the dataset [9] based on the intrusion detection system, taken from a publicly available large dataset repository.
- The data has been preprocessed, and the missing dataset is being sent over right now.
- Now preprocessed data is splitting into the training and testing phase.
- Now artificial neural networks Classification technique is applied
- F-measure, Precision, Accuracy, Recall, and Classification Error are some of the performance criteria you should now evaluate [10].

These sub-modules form the basis of the proposed research's methodology.

2.2 Data Selection and Loading

The process of picking a dataset and loading it into the Python environment is known as data selection [11].

2.3 Data Pre-Processing

- In data pre-processing, the "noise or unwanted data" in a dataset is filtered out [12].
- Data deficiency correction and categorical data encoding
- The imputer library is used to get rid of any missing or null values in the data.
- Decomposing a Dataset into Test and Training Sets

2.4 Splitting Dataset into Train and Test Data

- The term "data splitting" refers to the practice of dividing a dataset into two distinct halves, often for use in a cross-validation setting [13].
- The data is split in two; one half is used to build a prediction model, and the other half is used to test how well that model performed.

2.5 Feature Extraction

Feature extraction is a technique for normalizing a set of data's independent variables. Normalization is a procedure that occurs during the pre-processing stage of data processing and goes by another name in the industry [14].

2.6 Classification

ANN: The artificial neurons of an ANN may be thought of as the vertices in a weighted directed graph. Weighted directed edges represent the connection between neuron outputs and inputs. An external source's signal is received by the Artificial Neural Network as a vector representing a pattern and a picture. For each set of n inputs, a mathematical notation $x(n)$ is used to denote the assigned value [15], [16].

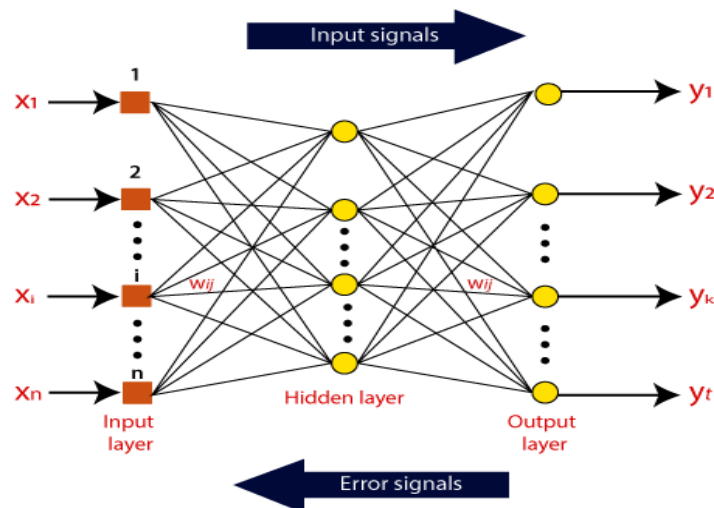


Figure 2. ANN

After that, we multiply each input by its associated weights (these weights are the details utilized by the artificial neural networks to solve a specific problem). These weights often stand for the robustness of the connections between individual neurons in the ANN. The computer device internalizes a summary of all the input weights.

To increase the system's reaction, bias is introduced if the weighted sum is zero. The input for bias and the value of weight are both 1. Here, the sum of the input weights might be negative or positive infinity. Here, we benchmark a maximum value and run the sum of the weighted inputs through the activation function to constrain the response to acceptable ranges.

2.7 Prediction

This study successfully forecasted the data from the dataset by improving the overall performance of the prediction findings, and it does so by using a technique for predicting intrusion detection.

2.8 Algorithm

Input: Intrusion detection Dataset.

Consider the basic information characteristics, such as id with id dur, proto, service, statespkts, dpkts sbytes, dbytes, rate, STTL DTTL, sload, etc.

Filtering the null value

Sort the data set according to the characteristics you've chosen.

Output: Best values for F-measure, Precision, Accuracy, Recall, and Classification Error

2.9 Step

1. Now dataset is divided into 2 parts train and test dataset like a train of y and x and a test of y and x
2. Extractions of features, features = {} for intrusion count: features [intrusion count] = True

3. Model selection and split

- Y train
 - Y-test
4. Use a classifier based on deep learning's artificial neural network.
 5. Confusion matrix with TP, FP, TN, and FN values are shown.
 6. Determine the percentage of correct answers, standard error, recall, and f-measure.
 7. Create a ROC graph.

2.10 Evaluation

Accuracy, precision, and recall are the main metrics used to assess a classification model.

- Accuracy is defined as the ratio of true positives to total positives, while recall is defined as the ratio of positives to negatives.
- Accuracy = $\frac{TP + TN}{TP + TN + FP + FN}$; F1-Score = $2x \frac{\text{Precision} \times \text{Recall}}{\text{Precision} + \text{Recall}}$
- Classification Error = 100 - Accuracy

2.11 Result Generation

The total categorization and prediction will be used to create the final result. Accuracy, error rate, and other similar metrics are used to assess the effectiveness of the suggested method.

3. RESULTS AND DISCUSSION

To run the simulation, we use the Python Spyder IDE version 3.7.

	A	B	C	D	E	F	G	H	I	J	K	L	M	N	O	P	Q	R	S	T	U	V
1	id	dur	proto	service	state	spkts	dpkts	sbytes	dbytes	rate	sttl	dttl	sload	dload	sloss	dloss	sinpkt	dinpkt	sjit	djit	swin	stcpb
2	1	0.000011	udp	-	INT	2	0	496	0	90909.1	254	0	180363632	0	0	0	0.011	0	0	0	0	0
3	2	0.000008	udp	-	INT	2	0	1762	0	125000	254	0	881000000	0	0	0	0.008	0	0	0	0	0
4	3	0.000005	udp	-	INT	2	0	1068	0	200000	254	0	854400000	0	0	0	0.005	0	0	0	0	0
5	4	0.000006	udp	-	INT	2	0	900	0	166667	254	0	600000000	0	0	0	0.006	0	0	0	0	0
6	5	0.000001	udp	-	INT	2	0	2126	0	100000	254	0	850400000	0	0	0	0.01	0	0	0	0	0
7	6	0.000003	udp	-	INT	2	0	784	0	333333	254	0	1045333312	0	0	0	0.003	0	0	0	0	0
8	7	0.000006	udp	-	INT	2	0	1960	0	166667	254	0	1306666624	0	0	0	0.006	0	0	0	0	0
9	8	0.000028	udp	-	INT	2	0	1384	0	35714.3	254	0	197714288	0	0	0	0.028	0	0	0	0	0
10	9	0	arp	-	INT	1	0	46	0	0	0	0	0	0	0	0	60000.7	0	0	0	0	0
11	10	0	arp	-	INT	1	0	46	0	0	0	0	0	0	0	0	60000.7	0	0	0	0	0
12	11	0	arp	-	INT	1	0	46	0	0	0	0	0	0	0	0	60000.7	0	0	0	0	0
13	12	0	arp	-	INT	1	0	46	0	0	0	0	0	0	0	0	60000.7	0	0	0	0	0
14	13	0.000004	udp	-	INT	2	0	1454	0	250000	254	0	1454000000	0	0	0	0.004	0	0	0	0	0
15	14	0.000007	udp	-	INT	2	0	2062	0	142857	254	0	1178285696	0	0	0	0.007	0	0	0	0	0
16	15	0.000011	udp	-	INT	2	0	2040	0	90909.1	254	0	741818176	0	0	0	0.011	0	0	0	0	0
17	16	0.000004	udp	-	INT	2	0	1052	0	250000	254	0	1052000000	0	0	0	0.004	0	0	0	0	0
18	17	0.000003	udp	-	INT	2	0	314	0	333333	254	0	418666656	0	0	0	0.003	0	0	0	0	0
19	18	0.000001	udp	-	INT	2	0	1774	0	100000	254	0	709600000	0	0	0	0.01	0	0	0	0	0
20	19	0.000002	udp	-	INT	2	0	1568	0	500000	254	0	3136000000	0	0	0	0.002	0	0	0	0	0
21	20	0.000004	udp	-	INT	2	0	2054	0	250000	254	0	2054000000	0	0	0	0.004	0	0	0	0	0
22	21	0.000001	udp	-	INT	2	0	2170	0	100000	254	0	868000000	0	0	0	0.01	0	0	0	0	0
23	22	0.000009	udp	-	INT	2	0	202	0	111111	254	0	89777776	0	0	0	0.009	0	0	0	0	0
24	23	0.000001	udp	-	INT	2	0	1334	0	100000	254	0	533600000	0	0	0	0.01	0	0	0	0	0
25	24	0.000005	udp	-	INT	2	0	2058	0	200000	254	0	1646400000	0	0	0	0.005	0	0	0	0	0

Figure 3. Dataset

The data set is shown in the Python environment [Figure 3](#). Row and column counts in the dataset might vary widely. Every single column identifies the characteristics by name.

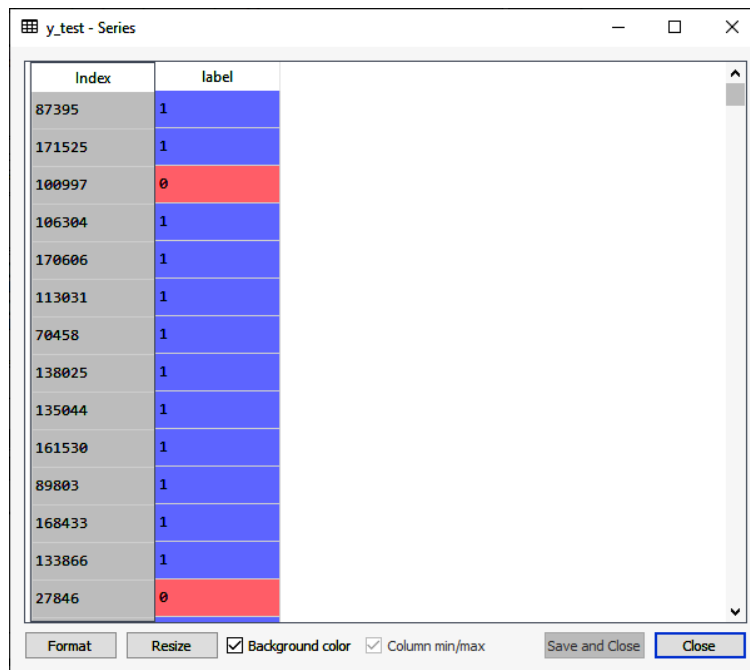


Figure 4. Y test

This dataset's y-test is seen in [Figure 4](#). Twenty-three percent of the original dataset is used as the train dataset.

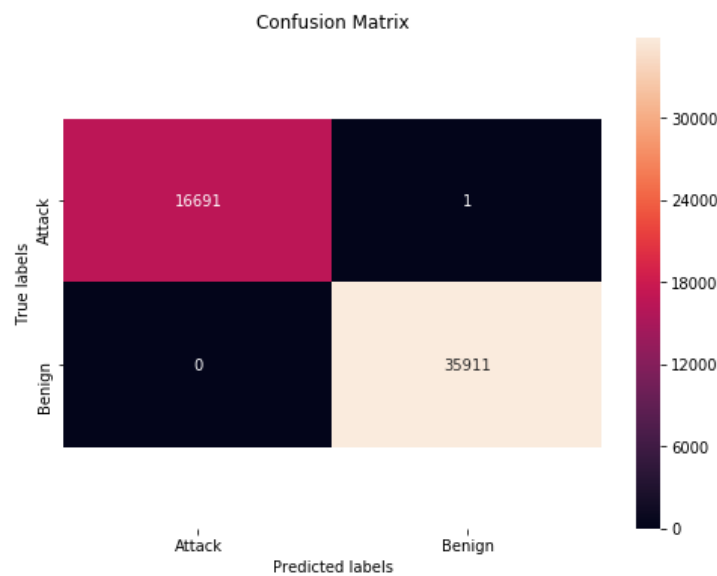


Figure 5. Confusion Matrix Heat Map

Confusion matrices for heat maps generated by the ANN deep learning classification method are shown in [Figure 5](#). It is a matrix of size N by N that measures how well a categorization model does its job.

Table 1. Simulation Results

Sr. No.	Parameters	Value (%)
1	Precision	99.99

2	Recall	99.99
3	F_Measure	99.99
4	Accuracy	99.99
5	Error Rate	0.01
6	Sensitivity	99.99
7	Specificity	99.99

Table 2. Result Comparison

Sr. No	Parameter	Previous Work [1]	Proposed Work
1	Accuracy	99.94%	99.99%
2	Classification Error	0.06%	0.01%

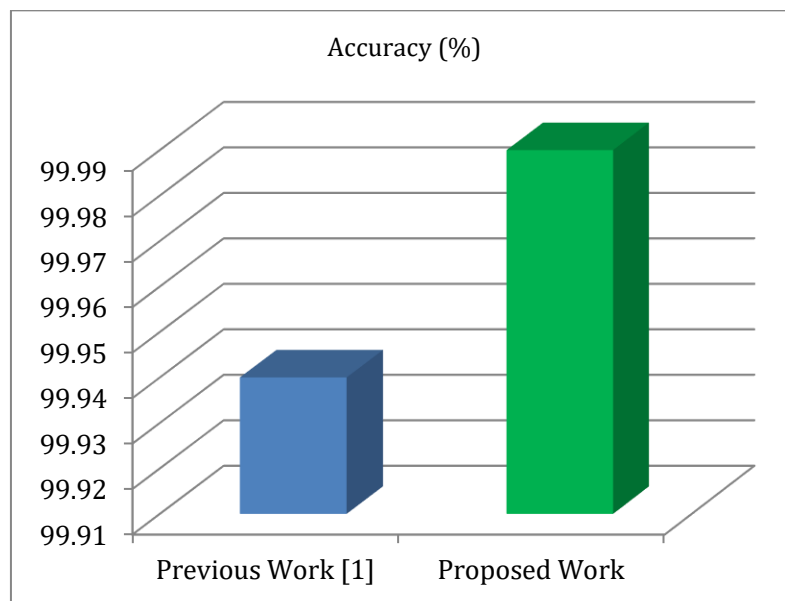


Figure 6. Accuracy Result graph

Figure 6 is presenting the graphical representation of the accuracy. The proposed work achieved better accuracy than existing work.

4. CONCLUSION

Intrusion detection systems, sometimes known as IDSs, are a kind of network security technology that was first created to identify assaults on certain programs or machines. The cyber-world is protected against a wide variety of incursion attempts by the network intrusion system. Artificial intelligence, machine learning, and deep learning are all capable of providing attack prediction strategies. This paper presents an artificial neural network technique for the prediction of cyber-attacks using an intrusion detection system. Simulation is performed using the Python Spyder software. The overall accuracy is achieved at 99.99% by the proposed ANN algorithm with a 0.01% classification error.

Acknowledgments

The authors have no specific acknowledgments to make for this research.

Funding Information

This research received no specific grant from any funding agency in the public, commercial, or not-for-profit sectors.

Author Contributions Statement

Name of Author	C	M	So	Va	Fo	I	R	D	O	E	Vi	Su	P	Fu
Jay Kumar Jain	✓		✓		✓	✓	✓		✓	✓	✓	✓	✓	✓
Akhilesh A. Wao	✓	✓	✓	✓	✓	✓		✓	✓		✓	✓		✓

C: Conceptualization

M: Methodology

So: Software

Va: Validation

Fo: Formal analysis

I: Investigation

R: Resources

D: Data Curation

O: Writing- Original Draft

E: Writing- Review & Editing

Vi: Visualization

Su: Supervision

P: Project administration

Fu: Funding acquisition

Conflict of Interest Statement

The authors declare that there are no conflicts of interest regarding the publication of this paper.

Informed Consent

All participants were informed about the purpose of the study, and their voluntary consent was obtained prior to data collection.

Ethical Approval

The study was conducted in compliance with the ethical principles outlined in the Declaration of Helsinki and approved by the relevant institutional authorities.

Data Availability

The data that support the findings of this study are available from the corresponding author upon reasonable request.



REFERENCES

- [1] S. Ho, S. A. Jufout, K. Dajani, and M. Mozumdar, 'A novel intrusion detection model for detecting known and innovative cyberattacks using convolutional neural network', IEEE Open J. Comput. Soc., vol. 2, pp. 14-25, 2021. doi.org/10.1109/OJCS.2021.3050917
- [2] V. K. Navya, J. Adithi, D. Rudrawal, H. Tailor, and N. James, 'Intrusion detection system using deep neural networks (DNN)', in 2021 International Conference on Advancements in Electrical, Electronics, Communication, Computing and Automation (ICAECA), Coimbatore, India, 2021. doi.org/10.1109/ICAECA52838.2021.9675513
- [3] Y. A. Farrukh, Z. Ahmad, I. Khan and R. M. Elavarasan, "A Sequential Supervised Machine Learning Approach for Cyber Attack Detection in a Smart Grid System," 2021 North American Power Symposium (NAPS), 2021, pp. 1-6, doi: 10.1109/NAPS52732.2021.9654767. doi.org/10.1109/NAPS52732.2021.9654767
- [4] S. Thirimanne, L. Jayawardana, P. Liyanaarachchi, and L. Yasakethu, 'Comparative algorithm analysis for machine learning based intrusion detection system', in 2021 10th International Conference on Information and Automation for Sustainability (ICIAfS), Negambo, Sri Lanka, 2021 doi.org/10.1109/ICIAfS52090.2021.9605814
- [5] T. T. Nguyen and V. J. Reddi, 'Deep reinforcement learning for cyber security', IEEE Trans. Neural Netw. Learn. Syst., vol. 34, no. 8, pp. 3779-3795, Aug. 2023. doi.org/10.1109/TNNLS.2021.3121870
- [6] W. Xu, J. Jang-Jaccard, A. Singh, Y. Wei and F. Sabrina, "Improving Performance of Autoencoder-Based Network Anomaly Detection on NSL-KDD Dataset," in IEEE Access, vol. 9, pp. 140136-140146, 2021, doi: 10.1109/ACCESS.2021.3116612. doi.org/10.1109/ACCESS.2021.3116612
- [7] K. Cao, J. Zhu, W. Feng, C. Ma, M. Liu, and T. Du, 'Network intrusion detection based on dense dilated convolutions and attention mechanism', in 2021 International Wireless Communications and Mobile Computing (IWCMC), Harbin City, China, 2021. doi.org/10.1109/IWCMC51323.2021.9498652

- [8] I. Ullah and Q. H. Mahmoud, 'Design and development of a deep learning-based model for anomaly detection in IoT networks', IEEE Access, vol. 9, pp. 103906-103926, 2021. doi.org/10.1109/ACCESS.2021.3094024
- [9] D. Park, S. Kim, H. Kwon, D. Shin, and D. Shin, 'Host-based intrusion detection model using Siamese network', IEEE Access, vol. 9, pp. 76614-76623, 2021. doi.org/10.1109/ACCESS.2021.3082160
- [10] I. Siniosoglou, P. Radoglou-Grammatikis, G. Efstathopoulos, P. Fouliras, and P. Sarigiannidis, 'A unified deep learning anomaly detection and classification approach for smart grid environments', IEEE Trans. Netw. Serv. Manag., vol. 18, no. 2, pp. 1137-1151, June 2021. doi.org/10.1109/TNSM.2021.3078381
- [11] O. Alkadi, N. Moustafa, B. Turnbull, and K.-K. R. Choo, 'A deep blockchain framework-enabled collaborative intrusion detection for protecting IoT and cloud networks', IEEE Internet Things J., vol. 8, no. 12, pp. 9463-9472, June 2021. doi.org/10.1109/JIOT.2020.2996590
- [12] T. Yu, Z. Liu, Y. Liu, H. Wang, and N. Adilov, 'A new feature selection method for intrusion detection system dataset - TSDR method', in 2020 16th International Conference on Computational Intelligence and Security (CIS), Guangxi, China, 2020. doi.org/10.1109/CIS52066.2020.00083
- [13] G. Kadam, S. Parekh, P. Agnihotri, D. Ambawade, and P. Bhavathankar, 'An approach to reduce uncertainty problem in network intrusion detection systems', in 2020 IEEE 15th International Conference on Industrial and Information Systems (ICIIS), RUPNAGAR, India, 2020. doi.org/10.1109/ICIIS51140.2020.9342634
- [14] B. Kızıldağ and E. Gül, 'Network anomaly detection with convolutional neural network based auto encoders', in 2020 28th Signal Processing and Communications Applications Conference (SIU), Gaziantep, Turkey, 2020. doi.org/10.1109/SIU49456.2020.9302202
- [15] <https://www.unb.ca/cic/datasets/ids-2017.html>
- [16] J. Jain, A. A. Kumar, and D. Waoo, 'A Literature Review on Machine Learning for Cyber Security Issues', A Literature Review on Machine Learning for Cyber Security Issues, 2022. doi.org/10.32628/CSEIT228654

How to Cite: Jay Kumar Jain, Akhilesh A. Waoo. (2023). An artificial neural network technique for prediction of cyber-attack using intrusion detection system. Journal of Artificial Intelligence, Machine Learning and Neural Network (JAIMLNN), 3(1), 85-93. <https://doi.org/10.55529/jaimlenn.32.33.42>

BIOGRAPHIES OF AUTHORS

	<p>Jay Kumar Jain, is a researcher and scholar in the Department of Computer Science and Engineering at AKS University, Satna, Madhya Pradesh, India. His research interests include cybersecurity, intrusion detection systems, machine learning, and deep learning. He has contributed to studies exploring the application of artificial neural networks and AI-based techniques for cyber-attack prediction and network security. He actively collaborates on advancing intelligent security frameworks for modern digital environments.</p>
	<p>Akhilesh A. Waoo, is an Associate Professor in the Department of Computer Science and Engineering at AKS University, Satna, Madhya Pradesh, India. With extensive expertise in artificial intelligence, machine learning, and cybersecurity, he has published several research works addressing emerging challenges in digital security and IoT systems. He serves as a mentor and supervisor for advanced research in AI-driven solutions. Email: akhileshwaoo@gmail.com</p>