

Research Paper



Heart disease detection using hybrid machine learning and iot (software based)

Tanmay Salunke¹, Pavankumar Jagade^{2*}, Shreyash Pawar³, Pavan Rathod⁴, Prof. Neha Ghawate⁵
^{1,2*,3,4,5}Department of Information Technology, Parvatibai Genba Moze College of Engineering, Pune Maharashtra, India.

Article Info

Article History:

Received: 22 January 2023

Revised: 03 April 2023

Accepted: 09 April 2023

Published: 26 May 2023

Keywords:

Internet of Things


Machine Learning

Heart Disease Prediction

Healthcare Monitoring

System

Real-Time Health Analytics



ABSTRACT

Heart disease is a leading cause of mortality worldwide, presenting a critical challenge for clinical data analysis in predicting cardiovascular disease. Machine learning (ML) has shown promise in assisting decision-making and predictions based on the large amounts of data generated by the healthcare industry. Advancements in the Internet of Things (IoT) have opened new avenues for the application of ML techniques in diverse domains. However, the current literature provides only a limited perspective on predicting heart disease with ML techniques. To address this gap, we propose a novel approach that leverages ML techniques to identify significant features that can improve the accuracy of heart disease prediction. By utilizing a variety of feature combinations and established classification techniques, our prediction model achieves a superior level of performance with an accuracy rate of 88.7% for predicting heart disease. The hybrid random forest with a linear model (HRFLM) was found to be particularly effective in achieving these results.

Corresponding Author:

Pavankumar Jagade

Dept.of Information Technology, Parvatibai Genba Moze College of Engineering, Pune Maharashtra, India.

Email: pavanjagade90@gmail.com

Copyright © 2023 The Author(s). This is an open access article distributed under the Creative Commons Attribution License, (<http://creativecommons.org/licenses/by/4.0/>) which permits unrestricted use, distribution, and reproduction in any medium, provided the original work is properly cited.

1. INTRODUCTION

Coronary illness stays a significant reason for worldwide mortality, influencing a great many individuals consistently. Recognizing the condition early and giving ideal mediation can altogether work

on the possibilities of endurance and diminish the probability of complexities. The incorporation of the Web of Things (IoT) and AI holds gigantic potential to change the medical services industry by working with more precise and opportune determination of coronary illness. By bridling the force of information investigation and constant checking, this cross-breed approach can give medical services expert's significant experiences into patients' wellbeing status, empowering them to pursue informed choices and convey customized care. Our venture plans to foster a coronary illness discovery framework that uses a blend of AI calculations and IoT innovation, with the essential target of working on quiet results.

The medical services area has seen a flood in interest lately in regards to the utilization of AI and IoT innovation, especially in the early identification and counteraction of ongoing illnesses like coronary illness. With the guide of cutting-edge investigation and the huge measures of information created by IoT gadgets, we can foster prescient models that recognize the beginning of coronary illness at a beginning phase, empowering opportune intercession and treatment. This undertaking intends to use the capability of AI and IoT to make a coronary illness location framework fit for conveying exact and constant conclusions, enabling medical services experts to pursue informed choices and improve patient results.

Lately, the patient global positioning framework has made critical innovative progressions. Our framework utilizes different accessible sensor information to compute fundamental boundaries, for example, ECG, temperature, pulse, beat, circulatory strain, and that's just the beginning. Research demonstrates that the death rate because of coronary illness is on an ascent, requiring the requirement for a shrewd coronary illness expectation framework to relieve this pattern. Coronary illness can emerge from different factors, for example, way of life changes, stress, and other natural variables. Various information mining strategies have been utilized to anticipate coronary illness, with boundaries, for example, circulatory strain, pulse, internal heat level, beat rate, ECG, and that's just the beginning. Notwithstanding, removing important data from tremendous measures of clinical information created everyday can challenge. The heart is the foundation of human existence, and great wellbeing is dependent upon its appropriate working.

Our general goal is to foster an exhaustive coronary illness expectation and checking framework that can help medical services experts in giving convenient and powerful mediations, at last bringing about better wellbeing results and personal satisfaction for patients.

1.1 Literature Audit

In [1], a clever cross breed AI strategy was proposed for powerful expectation of coronary illness. The scientists explored different avenues regarding various mixes of highlights and order procedures to foster an exact forecast model [2].

Essentially, in [3], specialists zeroed in on further developing the coronary illness classifier by sifting through repetitive highlights utilizing the Quick Connection Based Element Determination (FCBF) strategy. By performing arrangement in view of various grouping calculations, they had the option to accomplish further developed exactness in their expectation model.

Besides [4] utilized a few techniques to fabricate an expectation model, with steady subsequent oversaw utilizing an electronic wellbeing record framework. They fostered a three-year risk evaluation expectation model for CVD (cardiovascular sickness) in view of an enormous populace at high gamble in Eastern China.

At long last, in [5], specialists planned an illness forecast framework in view of cloud. They fostered a constant observing framework utilizing an Arduino microcontroller to detect wellbeing boundaries, for example, circulatory strain, temperature, heartbeat, and moistness. The proposed framework shows guarantee in precisely anticipating coronary illness and working on understanding results [6].

1.2 System Engineering

The proposed framework is partitioned into two stages, specifically preparing and testing. The framework expects to accomplish powerful sickness forecast utilizing AI methods. The precision of the characterization enormously relies upon the dataset utilized during the whole execution. Two datasets were produced for this exploration. The first dataset, called coronary illness forecast, was gathered from IoT gadgets, while the second dataset was produced from an IoT climate. To gather information from the

client's runtime body occasions, different sensors were laid out and associated with a microcontroller, which then, at that point, stores the gathered information into a data set.

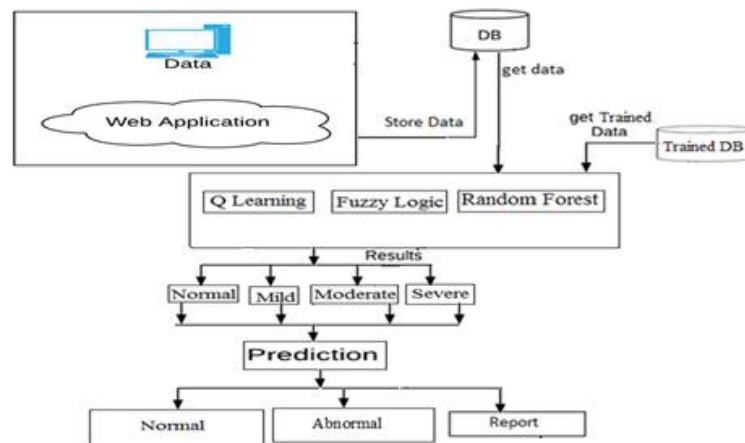


Figure 1. Architecture of an ML-Based Health Condition Prediction System Using Q-Learning, Fuzzy Logic, and Random Forest

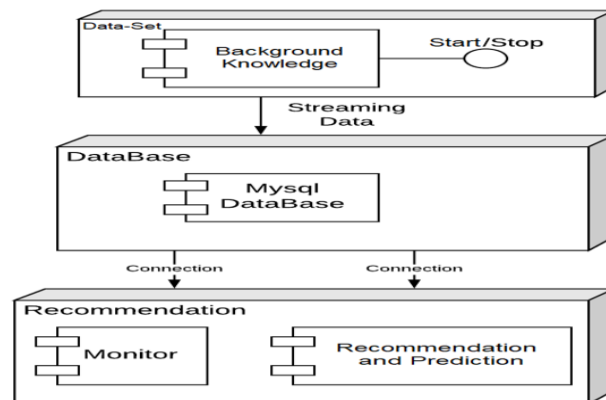


Figure 2. System Architecture for Real-Time Data Streaming, Storage, and Recommendation with Prediction

2. CONCLUSION

The Web of Things (IoT) engineering has shown to be a powerful innovation, giving a reasonable stage to people to get to different refined administrations. Medical care is an essential part of this innovation, and IoT plays had a fundamental impact in get-together tactile information and handling it through shrewd gadgets. The coordination of IoT in medical services has given patients painless strategies for observing their wellbeing boundaries, which is a huge improvement contrasted with the traditional techniques that were in many cases obtrusive and caused uneasiness. The proposed concentrate on intends to give a stage to patients to get to their imperative wellbeing boundaries utilizing painless procedures. The framework will permit patients to contact specialists by means of the web, guaranteeing ideal clinical consideration during crises. The proposed framework will screen different wellbeing boundaries, for example, pulse, cholesterol, stress pointers, and others, which are fundamental for keeping a solid heart, including vascular age and cardiovascular list.

Acknowledgments

The authors have no specific acknowledgments to make for this research.

Funding Information

This research received no specific grant from any funding agency in the public, commercial, or not-for-profit sectors.

Author Contributions Statement

Name of Author	C	M	So	Va	Fo	I	R	D	O	E	Vi	Su	P	Fu
Tanmay Salunke	✓	✓	✓	✓	✓	✓			✓	✓	✓	✓	✓	
Pavankumar Jagade		✓	✓	✓		✓		✓	✓		✓	✓		✓
Shreyash Pawar	✓	✓		✓	✓		✓			✓		✓	✓	
Pavan Rathod	✓	✓	✓	✓			✓	✓	✓		✓	✓	✓	✓
Prof. Neha Ghawate	✓			✓	✓	✓			✓		✓		✓	

C: Conceptualization

M: Methodology

So: Software

Va: Validation

Fo: Formal analysis

I: Investigation

R: Resources

D: Data Curation

O: Writing- Original Draft

E: Writing- Review & Editing

Vi: Visualization

Su: Supervision

P: Project administration

Fu: Funding acquisition

Conflict of Interest Statement

The authors declare that there are no conflicts of interest regarding the publication of this paper.

Informed Consent

All participants were informed about the purpose of the study, and their voluntary consent was obtained prior to data collection.

Ethical Approval

The study was conducted in compliance with the ethical principles outlined in the Declaration of Helsinki and approved by the relevant institutional authorities.

Data Availability

The data that support the findings of this study are available from the corresponding author upon reasonable request.



REFERENCES

- [1] S. Mohan, C. Thirumalai, and G. Srivastava, 'Effective heart disease prediction using hybrid machine learning techniques', IEEE Access, vol. 7, pp. 81542-81554, 2019. doi.org/10.1109/ACCESS.2019.2923707
- [2] Amin Ul Haq and Jian Ping Li, Muhammad Hammad Memon, Shah Nazir, and Ruinan Sun, "A Half and half Keen Framework Structure for the Expectation of Coronary illness Utilizing AI Calculations", Hindawi Portable Data Frameworks Volume 2018, Article ID 3860146, 21 pages.
- [3] Y. Khourdifi, Hassan 1st University, M. Bahaj, and Hassan 1st University, 'Heart disease prediction and classification using machine learning algorithms optimized by particle swarm optimization and ant colony optimization', Int. J. Intell. Eng. Syst., vol. 12, no. 1, pp. 242-252, Feb. 2019. doi.org/10.22266/ijies2019.0228.24
- [4] L. Yang, H. Wu, X. Jin, and P. Zheng, 'Investigation of cardiovascular illness forecast model in view of arbitrary backwoods in eastern China', Logical Reports, vol. 10, 2020. doi.org/10.1038/s41598-020-62133-5
- [5] S. Nashif, M. R. Raihan, M. R. Islam, and M. H. Imam, 'Heart disease detection by using machine learning algorithms and a real-time cardiovascular health monitoring system', World J. Eng. Technol., vol. 06, no. 04, pp. 854-873, 2018. doi.org/10.4236/wjet.2018.64057

- [6] P. Suresh and M.D. Ananda Raj, "Study and Investigation of Expectation Model for Coronary illness: An Enhancement Approach utilizing Hereditary Calculation," Global Diary of Unadulterated and Applied Arithmetic Volume 119 No. 16 2018, 5323-5336, ISSN: 1314-3395 (on-line variant).

How to Cite: Tanmay Salunke, Pavankumar Jagade, Shreyash Pawar, Pavan Rathod, Prof. Neha Ghawate. (2023). Heart disease detection using hybrid machine learning and iot (software based) Journal of Artificial Intelligence, Machine Learning and Neural Network, 3(1), 120–124. <https://doi.org/10.55529/jaimlnn.33.10.13>

BIOGRAPHIES OF AUTHORS

	Tanmay Salunke  , is a student in the Department of Information Technology at Parvatibai Genba Moze College of Engineering, Pune, Maharashtra, India. His research interests include machine learning, IoT-based healthcare systems, and data analytics. He has contributed to the development of hybrid ML models for heart disease prediction, focusing on conceptualization, methodology, and software development. Email: tanmaysalunke981@gmail.com
	Pavankumar Jagade , is a student in the Department of Information Technology at Parvatibai Genba Moze College of Engineering, Pune, Maharashtra, India. His research focuses on IoT-integrated machine learning systems for healthcare applications, particularly cardiovascular disease prediction. He has played a key role in conceptualization, formal analysis, and writing of this research. Email: pavanjagade90@gmail.com
	Shreyash Pawar , is a student in the Department of Information Technology at Parvatibai Genba Moze College of Engineering, Pune, Maharashtra, India. His areas of interest include artificial intelligence, predictive modeling, and smart healthcare systems. He has actively contributed to the software development, validation, and data curation aspects of this research on hybrid machine learning-based heart disease detection. Email: shreepawarofficial2534@gmail.com
	Pavan Rathod , is a student in the Department of Information Technology at Parvatibai Genba Moze College of Engineering, Pune, Maharashtra, India. His research interests include machine learning algorithms, IoT sensor integration, and real-time health monitoring systems. He has contributed significantly to the investigation, resources, and original draft writing for this heart disease prediction research project. Email: pavan.it.eng@gmail.com
	Prof. Neha Ghawate , is a faculty member in the Department of Information Technology at Parvatibai Genba Moze College of Engineering, Pune, Maharashtra, India. With expertise in machine learning, data mining, and healthcare informatics, she has supervised and guided this research on IoT-based heart disease detection. She has contributed to conceptualization, project administration, review, editing, and visualization of this work. Email: nehadasgude1611@gmail.com